



# User Guide: Tablet or Phone




## Login Information:

**Username:** Same as logging onto computer (0481\_\_\_\_\_)

**Password:** gators

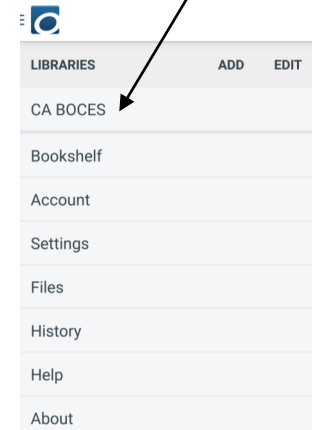
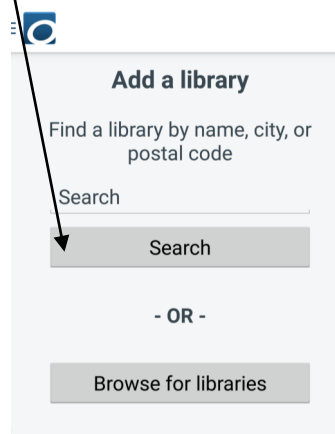

1. This user guide will work for tablets and phones where access to the Overdrive app is available, including Kindles, iPads, and smartphones.
2. Install and set up the free Overdrive App. (If using a Kindle paperwhite, please use a browser to access overdrive @ caboces.lib.overdrive.com.)



Open the app. The first time you open the app, you will be asked to create an Overdrive account. Choose Sign Up or Sign in. It is not necessary to create an account. Tap on "I am under 13 years old."

Another option is signing up for an account. This will allow you to sync your libraries and other devices. For example, the Olean Public Library and an iPhone or iPad.

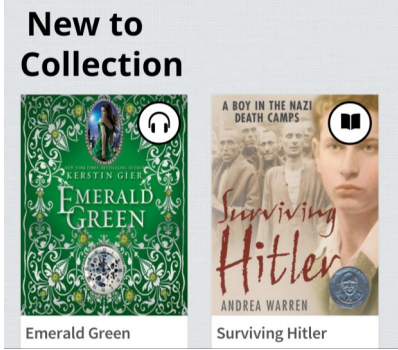
1. Select the menu icon in the upper left hand corner of the screen. Then, select Add a Library.
2. Type caboces into the Search box, and click Search. Once you have found your library, select it. Add a star next to caboces.
3. Open up the menu again. Select your library.



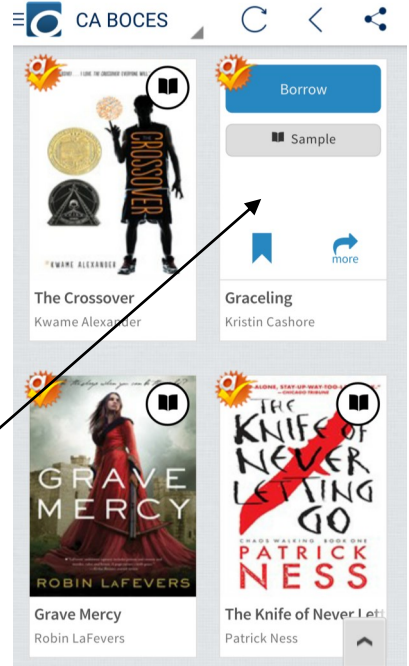
You will be prompted to sign in once you click on the CABOCES link. Please select your school, Allegany Limestone CSD, and use your username and password. This information is located at the top of the user guide.




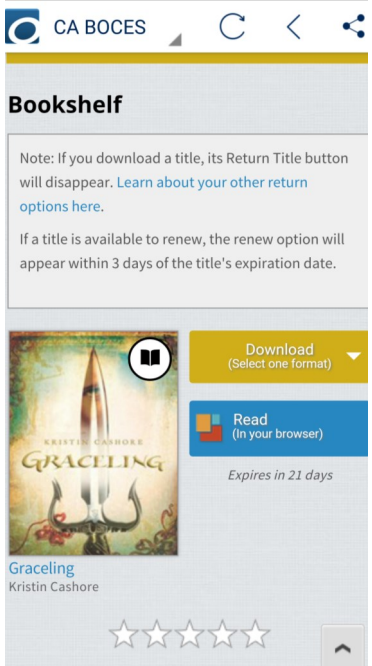
You will now be taken to the caboces homepage for Overdrive. You can search by subject, collection, and reading levels by clicking on the link with three lines.  
The magnifying glass will allow you to search for a specific author or title.



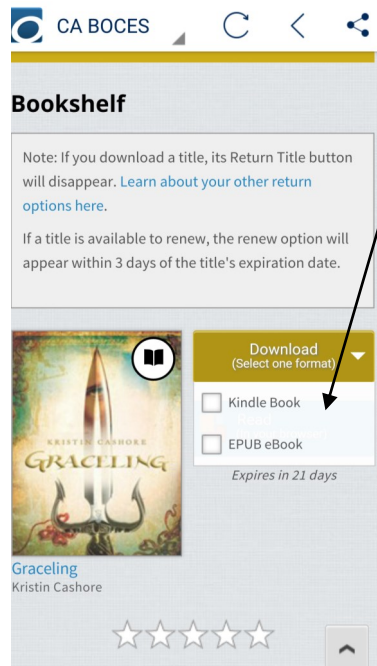
You will be able to browse through the entire collection, read samples of the books or audiobooks, borrow or place a hold if the book is already loaned to someone else. Hover over a book's cover to be able to do this.



  
eBooks with this icon (see left) is exclusive to Allegany Limestone patrons only. Any others are part of a shared collection with caboces schools.



Once you've selected to borrow the title you want, you will be taken to your Bookshelf where you can download the book. You have the option of reading it in a browser or downloading it. If you download the title, you can not return the title. You will have the book for its entire lending period.



To download to your Kindle, select the Kindle Book Format. Downloading to your Kindle will take you to Amazon, where you will have to log in with an Amazon account to complete the download. If you do not have Wi-Fi, you can also transfer titles via a USB cable.

Please see Overdrive's getting started guides on the library's website for more information on how to download and use Overdrive for specific devices. If using a computer, please use the getting started guide on the library's website.